

LAIDLEY STATE HIGH SCHOOL

bksb STUDENT START UP GUIDE



BASIC KEY SKILLS BUILDER (bksb)

WHAT IS bksb?

bksb is an approved online testing and learning tool that Laidley State High School uses to determine a student's reading and numeracy levels within the Australian Core Skills Framework (ACSF). The tool tests a student's literacy and numeracy levels and then provides an Individual Learning Plan of relevant learning modules and skill checks based on each student's strengths and weaknesses in literacy and numeracy.

It is a fantastic resource to aid students to eradicate literacy and numeracy gaps. It also provides extension opportunities for students who are ready for more academic extension in these areas.

For those students who are interested in studying at TAFE and applying for a VET Student loan, it is a requirement of TAFE that students are achieving at least ACSF Exit Level 3 (Working at Level 4) in both literacy and numeracy assessments.

More information about the program can be accessed at the BKSBS website: [bksb Live2](#)

GOT QUESTIONS? NEED ASSISTANCE?

If you have any questions or concerns with bksb, please do not hesitate to contact the following staff member that corresponds to your current year level:

Year 7 & 8 - Toni Adams - tadam37@eq.edu.au

Year 9 & 10 - Taletha Champs - tcham77@eq.edu.au

Year 11 & 12 - Emma Saal - esaal2@eq.edu.au

- Do not complete the bksb assessments on a phone as you will not see everything on screen.
- Internet Explorer and Google Chrome are the preferred web browsers for this program.
- The assessments **are not timed**, so take your time, **read the questions very carefully** and do them when you know you can focus and **don't have any distractions**.
- You are only permitted to complete **each initial assessment once**.
- Allow approximately 30 – 60 minutes for each assessment, and please complete the assessments by yourself.
- You don't have to complete the assessments in one sitting. You can stop them and come back later to continue or to complete the questions for each assessment.
- You can use a dictionary and a calculator if you need to unless otherwise stated.

CONTENTS:

Page 3: HOW TO LOG ON & CHANGE PASSWORD

Page 4: HOW TO ENGAGE WITH USER TUTORIALS

Page 5: HOW TO TAKE YOUR INITIAL ASSESSMENTS (MATHS)

Page 6: HOW TO TAKE YOUR INITIAL ASSESSMENTS (ENGLISH)

Page 7: MODULES, SKILLCHECKS AND HELP WEBINARS

HOW TO LOG ON & CHANGE PASSWORD

To access the bksb Maths and English assessments:

- 1 To access the bksb Maths and English assessments, click on this link or copy and paste it into your internet browser:

<https://laidleystatehighschool.bksblive2.com.au/>

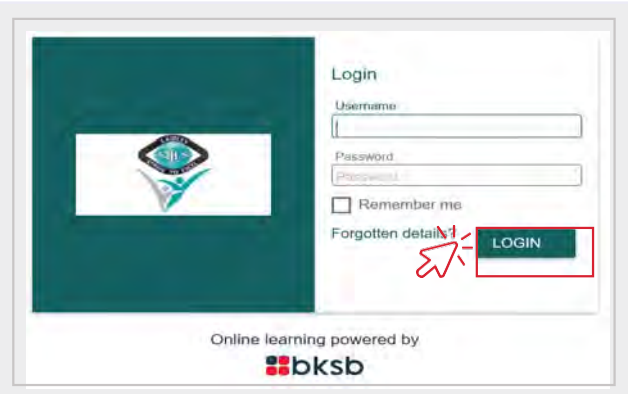
To log into 


USERNAME:

Please type your usual EQ username (i.e. asmit234)


PASSWORD: Please type the word **password** (all lowercase), click on the 'LOGIN' button.

(If you have already completed a bksb Skills Review you will need to use the password you set up previously or reply to the email and ask to have your account reset).



Online learning powered by 

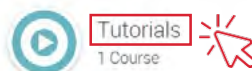
- 2 You will now be prompted to update your password. **Note:** your new password **MUST** contain letters and a number.



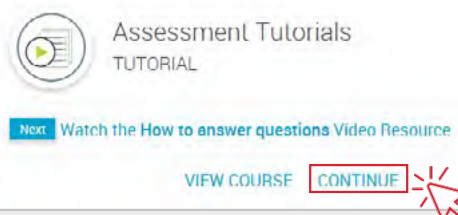
HOW TO ENGAGE WITH USER TUTORIALS

Before you start your assessments, watch a short video which outlines how to answer the types of questions you will be asked.

1 Click on **TUTORIALS**.



2 Click on **CONTINUE**.



3 The video will automatically start.

When it has finished, close the screen by clicking on the cross at the top right hand corner.

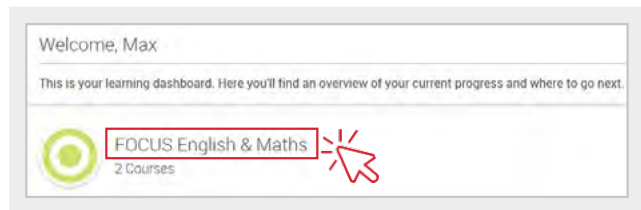
Click on 'Home' at the top of the page to return to your home page.



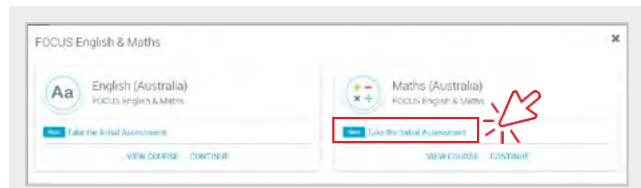
HOW TO TAKE YOUR INITIAL ASSESSMENTS

You are now ready to take your Maths initial assessment.

- 1** Click on **FOCUS English & Maths**.



- 2** Click on the **'Take the Initial Assessment'** link under the **Maths** heading.



REMEMBER Read the instructions carefully. They are located at the **top of the page** and they tell you how to enter your answer.

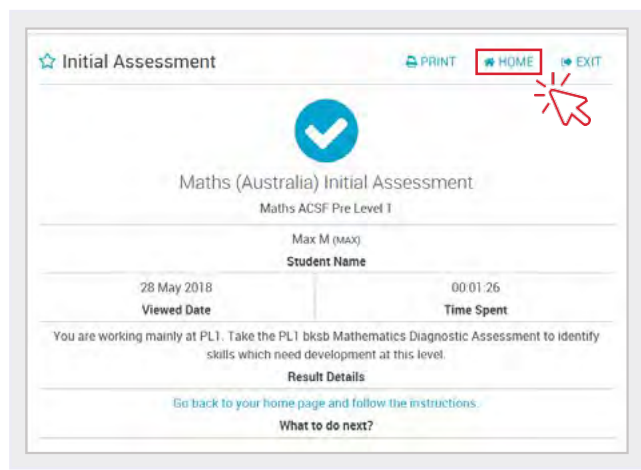
- 3** **Answer the questions**
Once you have entered your answer, click the **Next** button located in the bottom right hand corner to move to the next question.



- 4** **Well done.** You have completed the **Maths** assessment. Now click on the **Results** button.



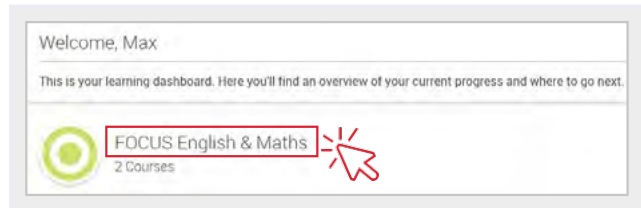
- 5** Click on the **Home** button, at the top of the page to return to the home page.



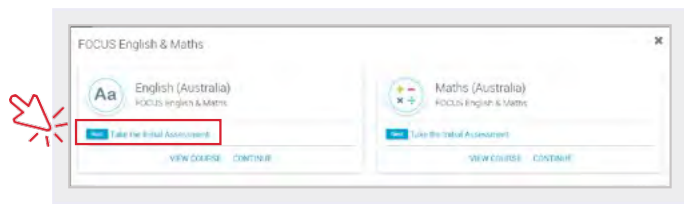
HOW TO TAKE YOUR INITIAL ASSESSMENTS

You are now ready to take your English initial assessment.

- 1** Click on **FOCUS English & Maths**.

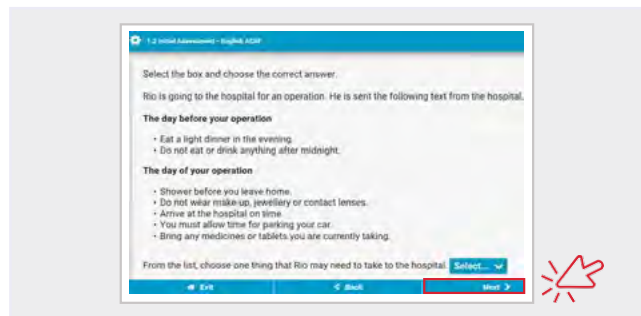


- 2** Click on the **'Take the Initial Assessment'** link under the **English** heading.



REMEMBER Read the instructions carefully. They are located at the **top of the page** and they tell you how to enter your answer.

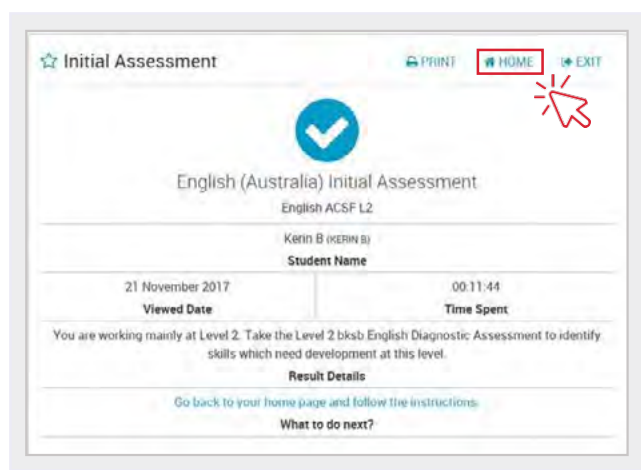
- 3** **Answer the questions.**
Once you have entered your answer, click the **Next** button located in the bottom right hand corner to move to the next question.



- 4** **Well done.** You have completed the **English** assessment. Now click on the **Results** button.



- 5** Click on the **HOME** button, at the top of the page to return to the home page.



Congratulations - you now have completed your literacy and numeracy initial assessments and know your current working levels.

bksb will now utilise this information to create your Individual Learning Plan that has considered your strengths and areas for improvement.

Please **work at your own** pace through the modules and skill checks for both Maths and English. **To move on from a level, you must pass all Skill Checks with at least 85% accuracy**, or you will be asked to engage with the module/s again.

MODULES & SKILL CHECKS

When you are in the Home Page of your bksb, you will see a **Help section** on the left hand side of the screen. These Help topics are short webinars that teach the user relevant information in regards to the current page they are navigating.

With every page you navigate on bksb, these Help topics change to suit the current page. This help section also has extensive User Guides for users who would like to upload and read a full PDF document.

